

YOUth Belong Survey

Kristin Bengtson, HOPE Evaluator

Julie Hook, Coalition Director



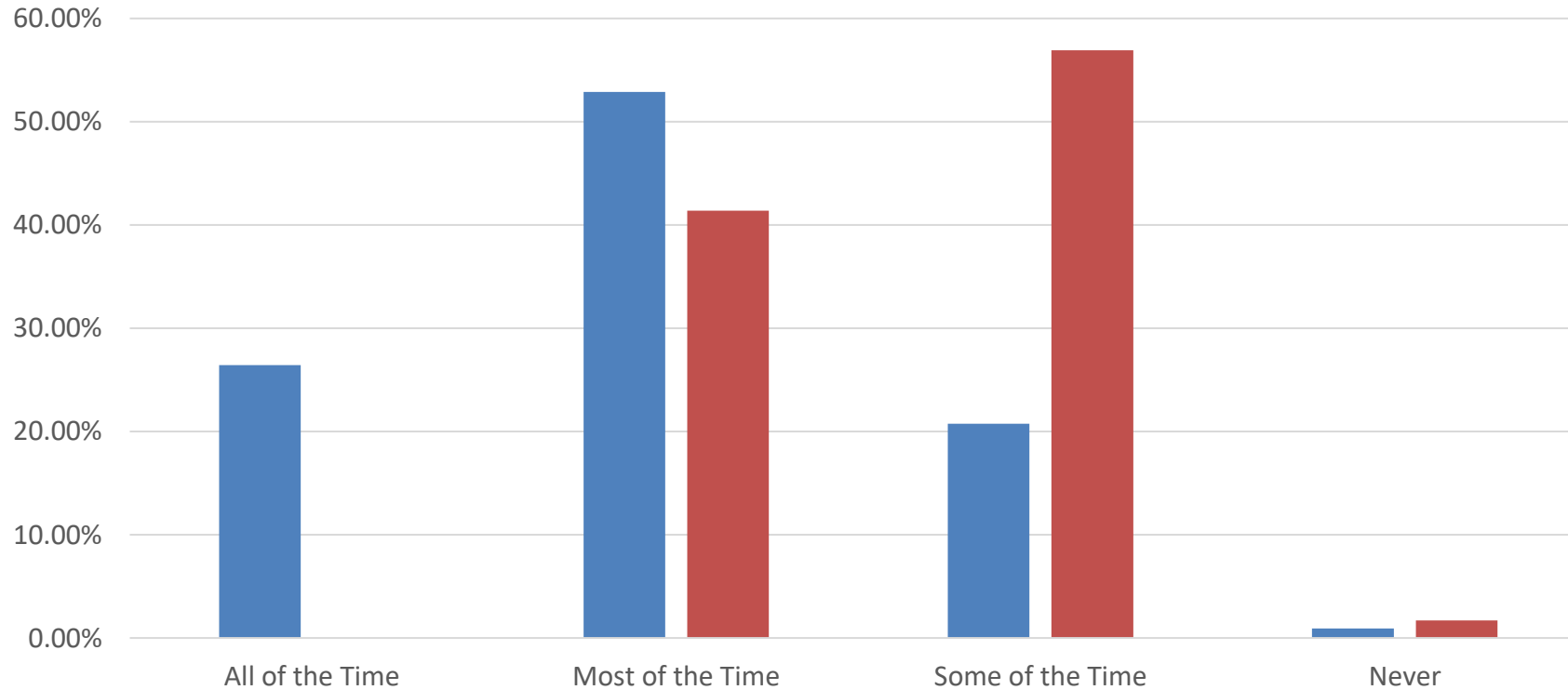
Demographics-Adults

- 58 Adults
 - 18-24 yrs old (5)
 - 25 years and older (53)
- 54 Female, 2 Male, 1 non binary, 1 choose not to answer
- Biracial or multi racial (1), White (56), choose not to answer (1)
- Bisexual (5), Gay (1), Straight (48), Choose not to answer (2), Queer (1), I'm not sure (1)
- My Family and I usually don't have enough money (13), have just enough money (10), have a little extra money (30), have a lot of extra money (2), choose not to answer (3)
- 34% responded that they had been diagnosed with a mental illness

Demographics-Youth

- 106 Youth
 - 5th-8th Grade (36)
 - 9th-12th grade (70)
- 20 Male, 81 Female, 1 Non-Binary, 5 Choose not to answer
- 91 White, 7 African American, 3 Hispanic, 1 Native American, 1 Biracial or Multiracial, 1 I'm not sure, 2 Choose not to answer, 1 white but identified ethnically Hispanic
- 25 identify as outgoing, 45 as shy and 36 as somewhere in between
- 30 identified as having a mental illness and 11 said they weren't sure

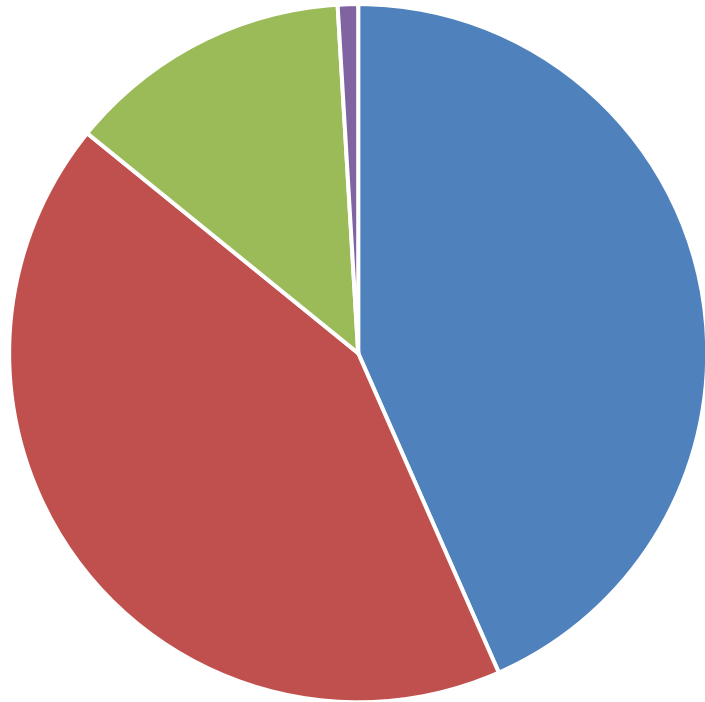
Q: Adults in my community show me they enjoy being with me.



YOUTH	Total
all of the time	26.42%
most of the time	51.89%
some of the time	20.75%
never	.94%
Grand Total	100.00%

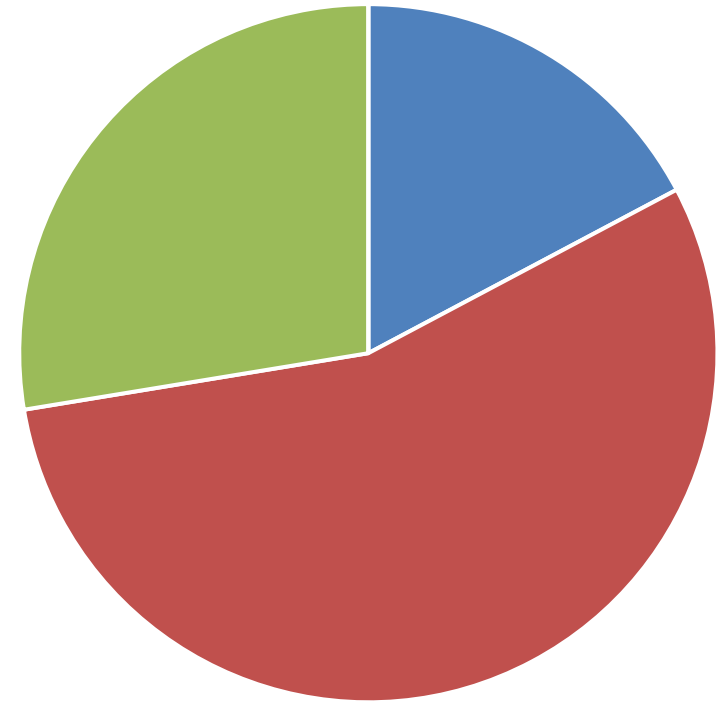
ADULTS	Total
all of the time	0%
most of the time	41.38%
some of the time	56.90%
never	1.72%
Grand Total	100

Q: Adults in my community expect me to live up to my potential



■ all of the time ■ most of the time ■ some of the time ■ never

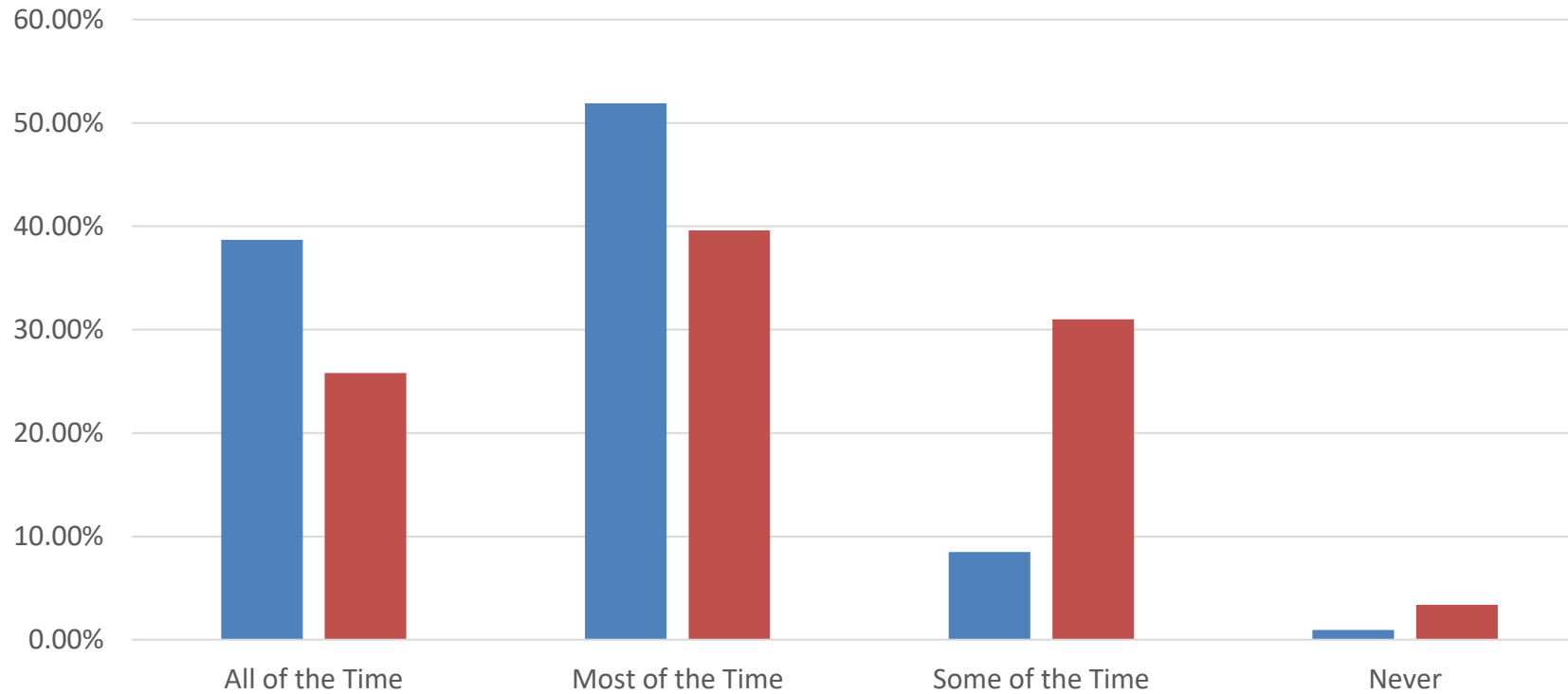
	5th grade-8th grade	9th grade-12th grade	Grand Total
all of the time	27.78%	51.43%	43.40%
most of the time	52.78%	37.14%	42.45%
some of the time	19.44%	10.00%	13.21%
never	0.00%	1.43%	0.94%
Grand Total	100.00%	100.00%	100.00%



■ all of the time ■ most of the time ■ some of the time ■ never

	Count of Adults in my community expect young people to live up to their potential.
all of the time	17.24%
most of the time	55.17%
some of the time	27.59%
Grand Total	100.00%

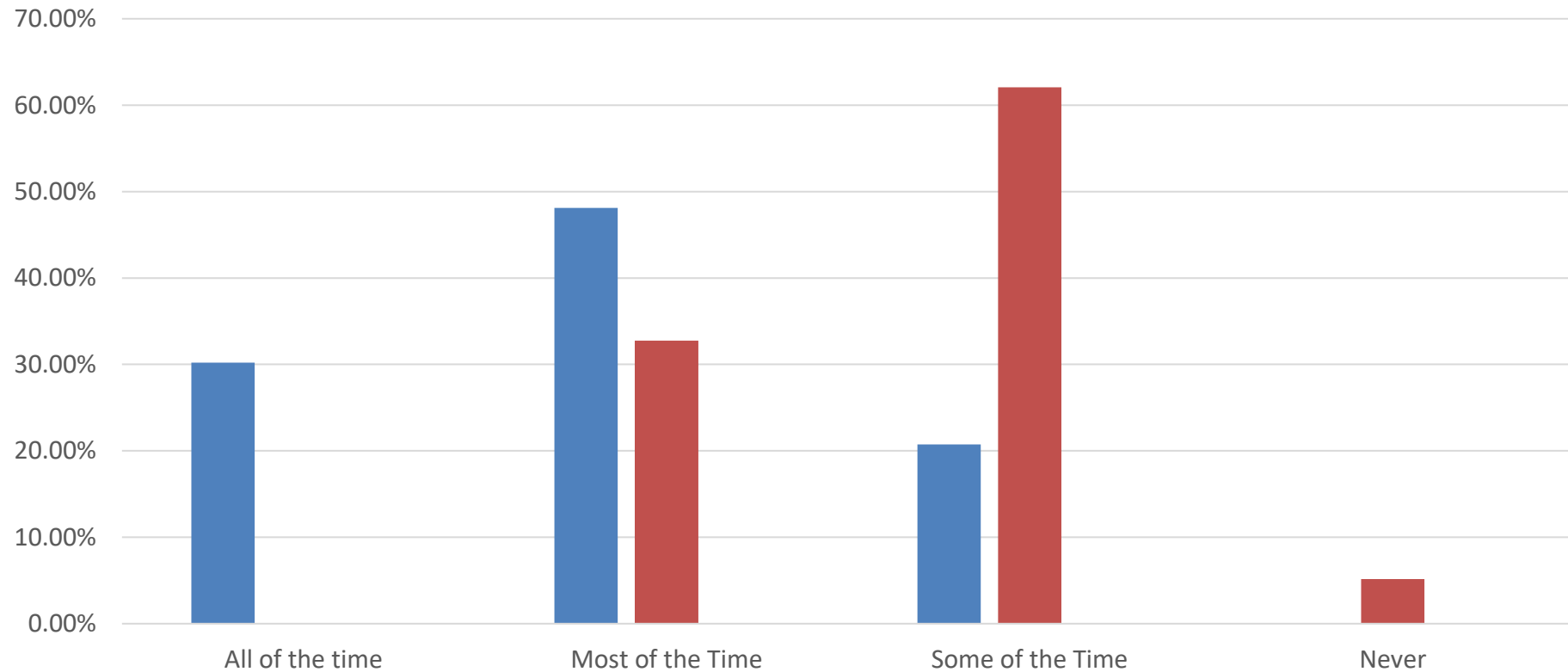
Q: Adults in my community make me take responsibility for my actions.



	5th grade-8th grade	9th grade-12th grade	Grand Total
all of the time	47.22%	34.29%	38.68%
most of the time	50.00%	52.86%	51.89%
some of the time	2.78%	11.43%	8.49%
never	0.00%	1.43%	0.94%
Grand Total	100.00%	100.00%	100.00%

Adults	Total
all of the time	25.8%
most of the time	39.6%
some of the time	31%
never	3.4%
Grand Total	100%

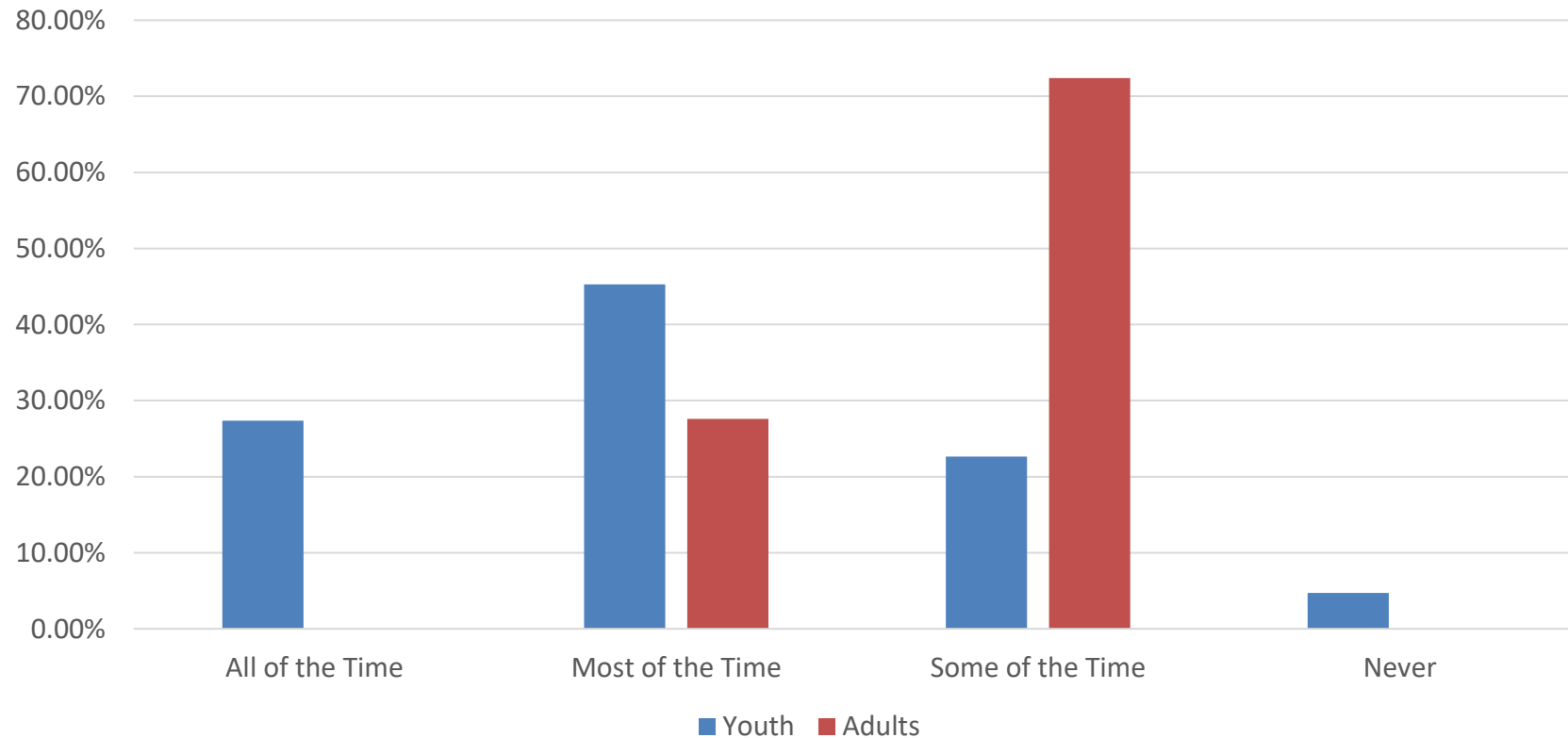
Q: Adults in my community help me learn from my mistakes.



Youth	Total
all of the time	30.19%
most of the time	48.11%
some of the time	20.75%
never	.94%
Grand Total	100.00%

Adults	Total Count
all of the time	0%
most of the time	32.76%
some of the time	62.07%
never	5.17%
Grand Total	100%

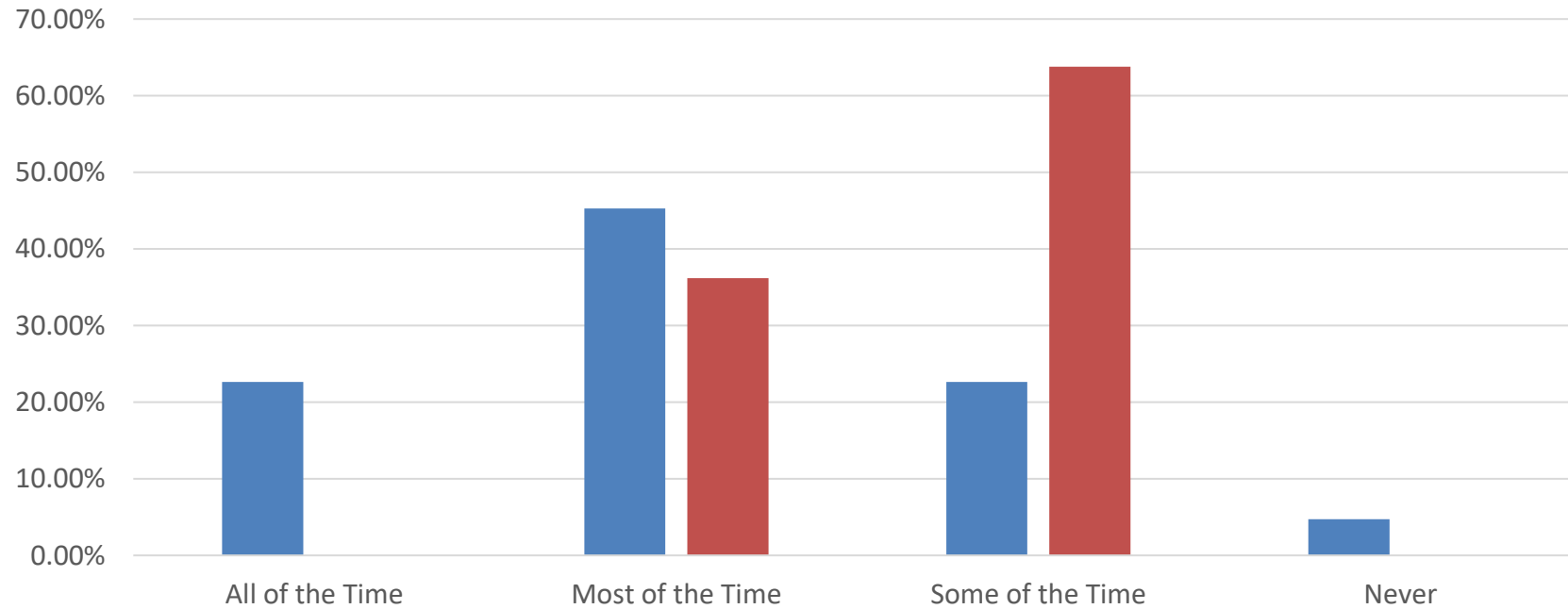
Q: Adults in my community build up my confidence.



Youth	Total
Row Labels	
all of the time	27.36%
most of the time	45.28%
some of the time	22.64%
never	4.72%
Grand Total	100.00%

Adults	Total
Row Labels	
all of the time	0
most of the time	27.59%
some of the time	72.41%
never	0
Grand Total	100

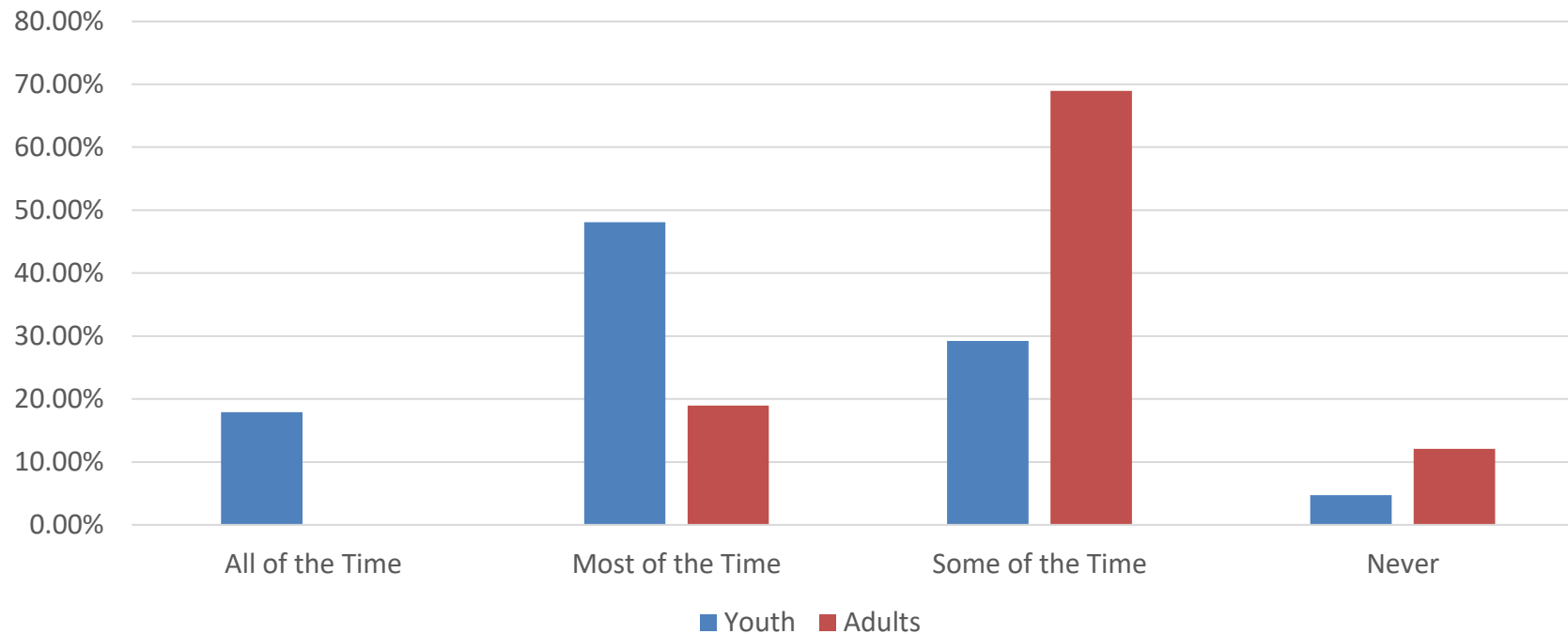
Q: Adults in my community stand up for me when I need them to.



Youth	Total
Row Labels	
all of the time	22.64%
most of the time	54.82%
some of the time	19.81%
never	2.83%
Grand Total	100.00%

Adults	Total
Row Labels	
all of the time	0%
most of the time	36.21%
some of the time	63.79%
never	0%
Grand Total	100

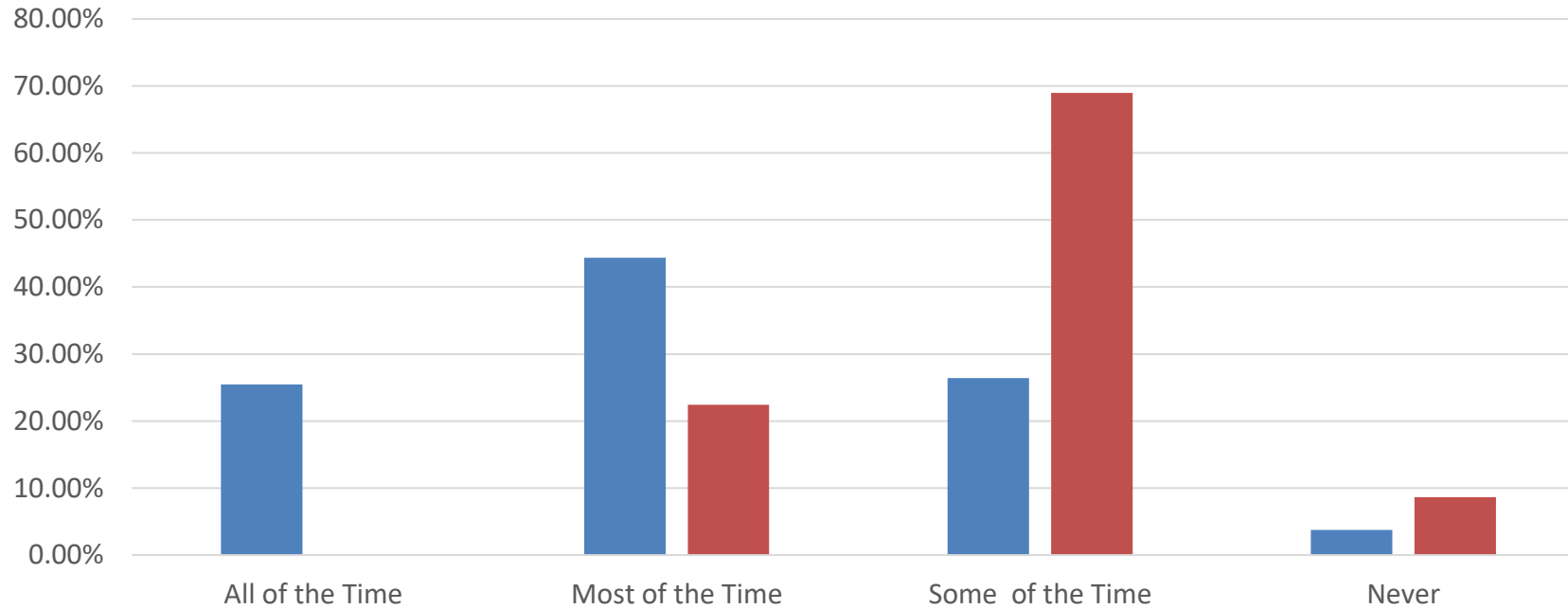
Q: Adults in my community involve me in decisions that affect me.



Youth	Total
Row Labels	
all of the time	17.92%
most of the time	48.11%
some of the time	29.25%
never	4.72%
Grand Total	100.00%

Adults	Total
Row Labels	
all of the time	0%
most of the time	18.97%
some of the time	68.97%
never	12.07%
Grand Total	100

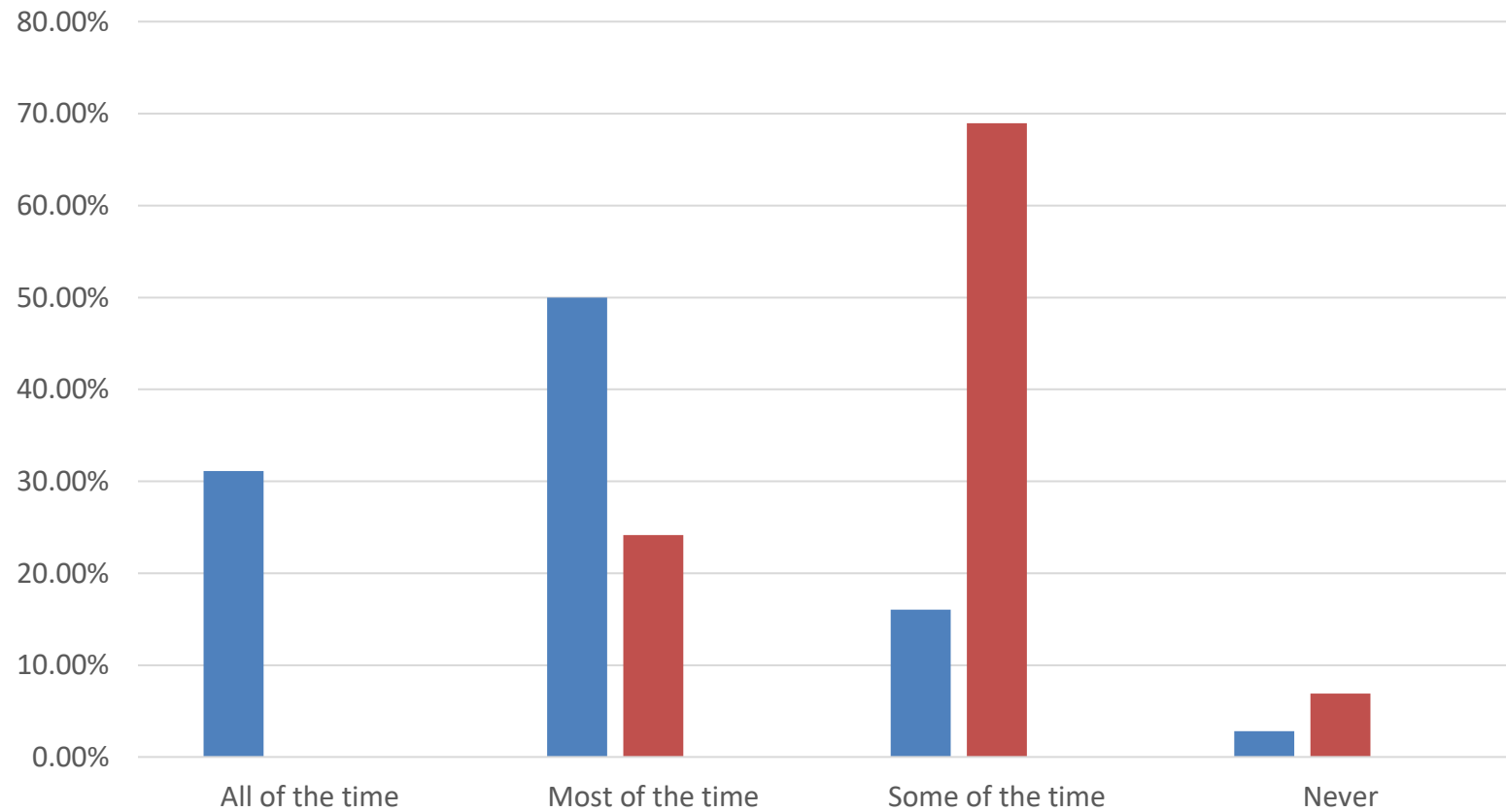
Q: Adults in my community give me a chance to take the lead sometimes.



Youth	Total
Row Labels	
all of the time	25.47%
most of the time	44.34%
some of the time	26.42%
never	3.77%
Grand Total	100.00%

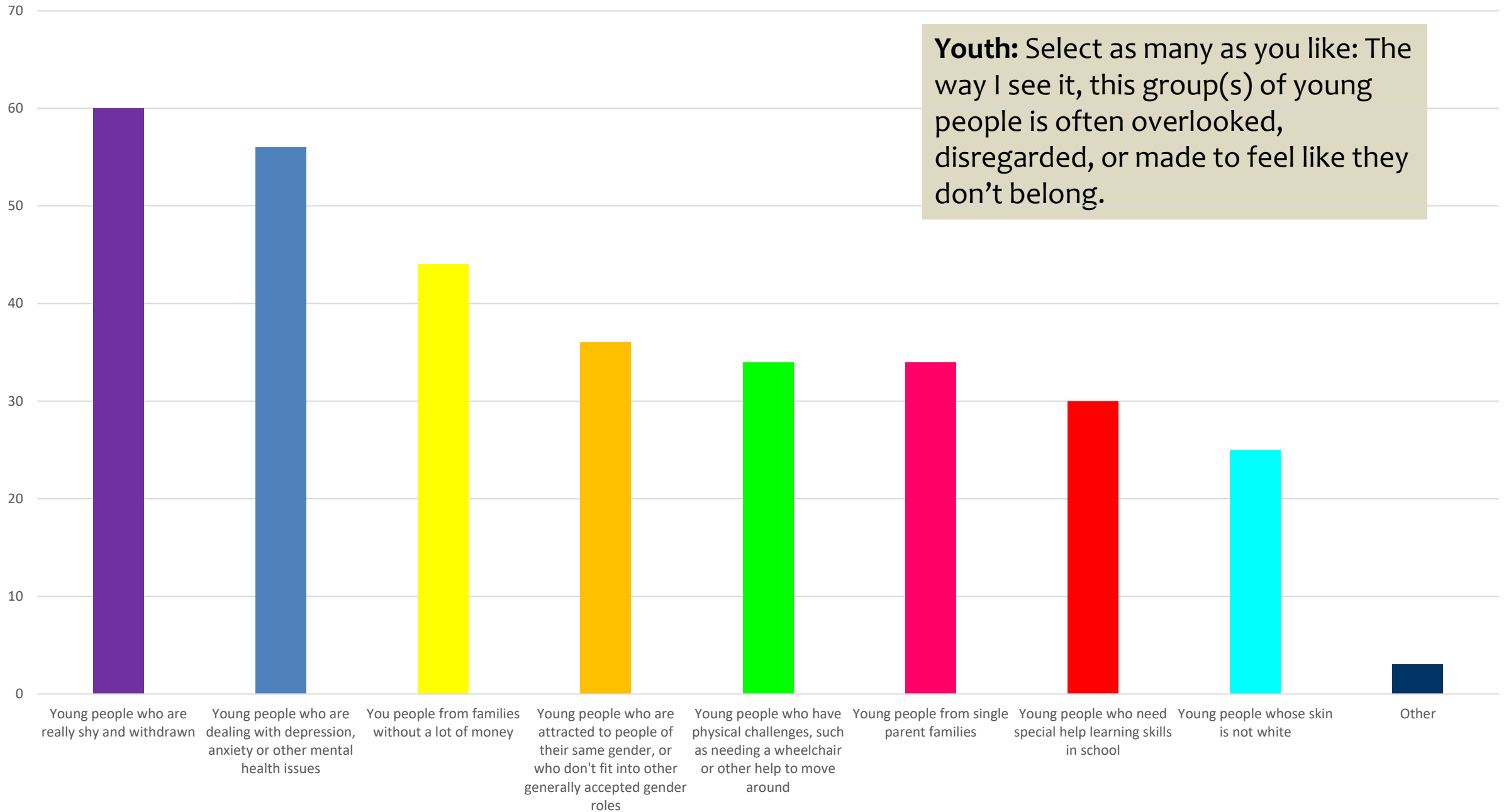
Adults	Total
Row Labels	
all of the time	0%
most of the time	22.41%
some of the time	68.97%
never	8.62%
Grand Total	100

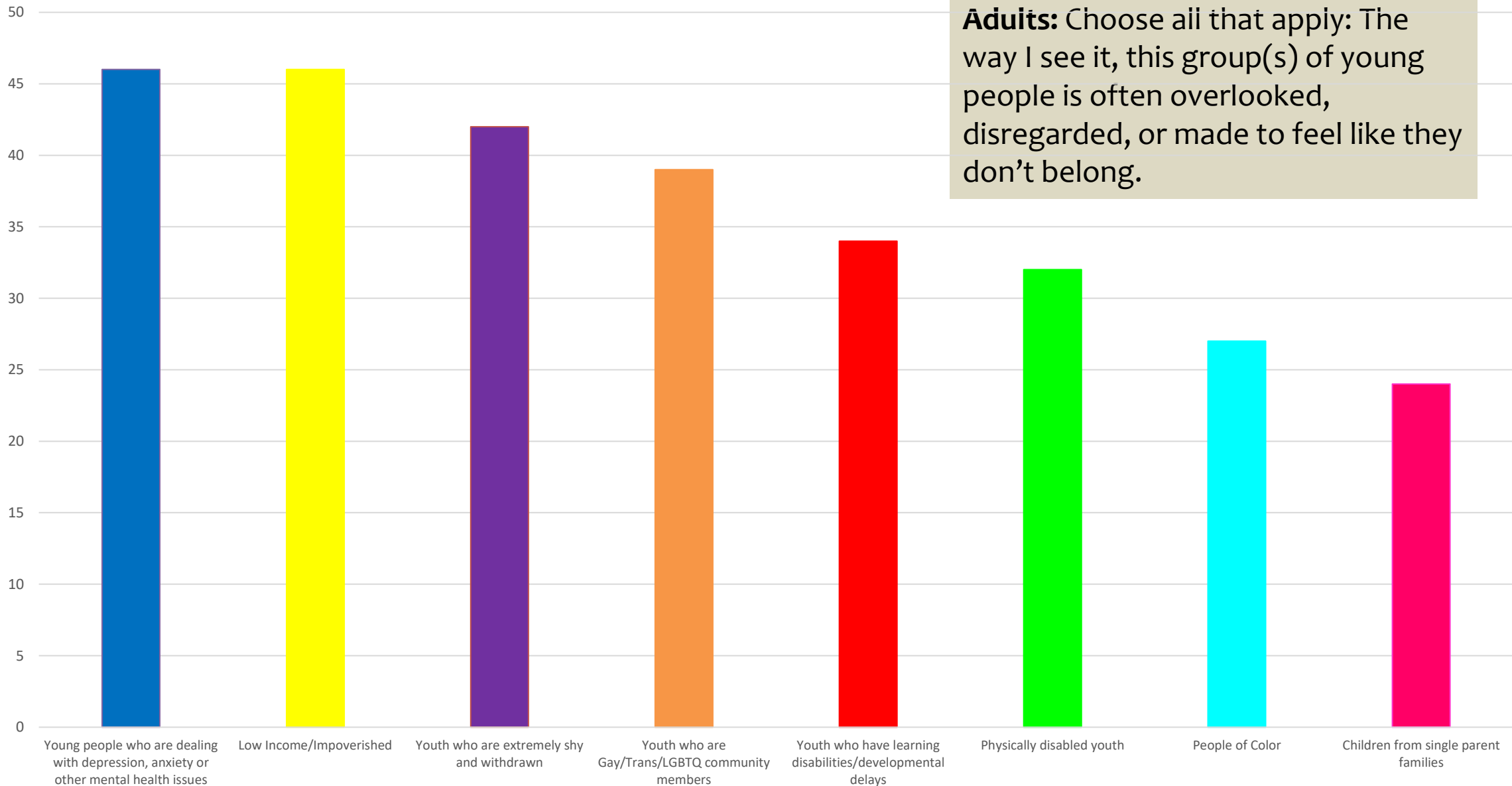
Q: How often do you feel like you are accepted and belong in your community?



Row Labels	Grand Total
all the time	31.13%
most of the time	50.00%
some of time	16.04%
never	2.83%
Grand Total	100.00%

Row Labels	Grand Total
All of the time	0%
Most of the time	24.14%
some of time	68.97%
Never	6.90%
Grand Total	100.00%





Adults: Choose all that apply: The way I see it, this group(s) of young people is often overlooked, disregarded, or made to feel like they don't belong.

