

YOUth Belong Survey

Kristin Bengtson, HOPE Evaluator

Julie Hook, Coalition Director



Methodology

- 30 Questions
- Administered through QuickTap Survey programming, available online as well as on iPads
- March –April

After data was cleaned:

- 65 youth responses
- 156 adult responses

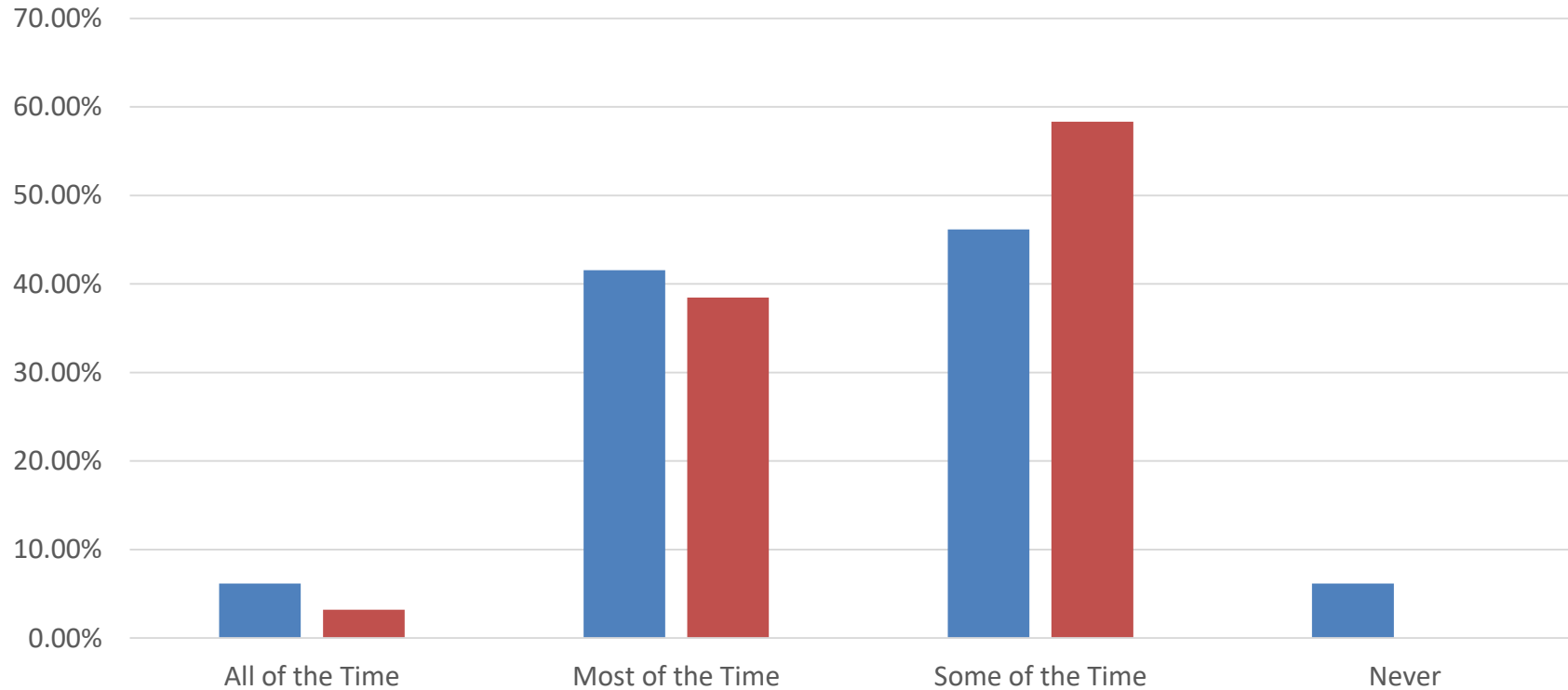
Demographics-Adults

- 156 Adults
 - 18-24 yrs old (16)
 - 25 years and older (140)
- 137 Female and 19 Male
- Asian American (2), Native American (1), White (153)
- Bisexual (2), Gay (2), Straight (148), Choose not to answer (2)
- Socioeconomic status-lower (10), middle(44), upper middle (84), upper (11), choose not to answer (7)
- 21% responded that they had been diagnosed with a mental illness

Demographics-Youth

- 65 Youth
 - 5th-8th Grade (6)
 - 9th-12th grade (59)
- 11 Male, 21 Female, 2 Non-Binary, 1 Choose not to answer
- 59 White, 1 African American, 1 Hispanic, 2 I'm not sure, 2 Choose not to answer
- 16 identify as outgoing, 5 as shy and 44 as somewhere in between
- 24.6% identified as having a mental illness, 15.38% said they weren't sure, and 3% chose not to answer

Q: Adults in my community show me they enjoy being with me.

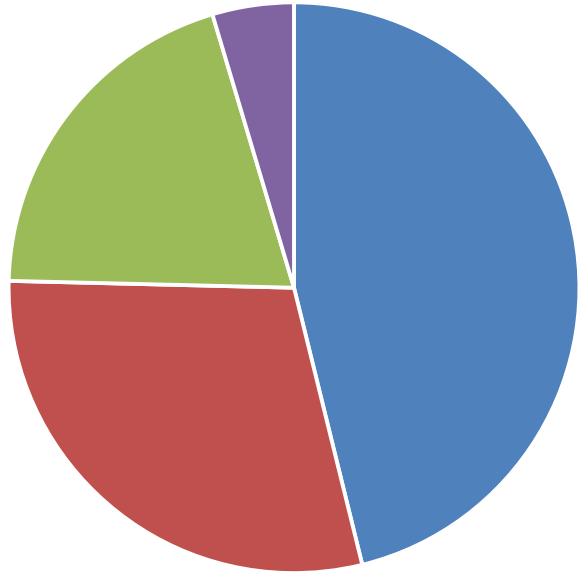


YOUTH	Total	Total
Row Labels		
all of the time	4	6.15%
most of the time	27	41.54%
some of the time	30	46.15%
never	4	6.15%
Grand Total	65	100.00%

ADULTS	Total	Total
Row Labels		
all of the time	5	3.21%
most of the time	60	38.46%
some of the time	91	58.33%
never	0	0%
Grand Total	156	100

Q: Adults in my community expect me to live up to my potential

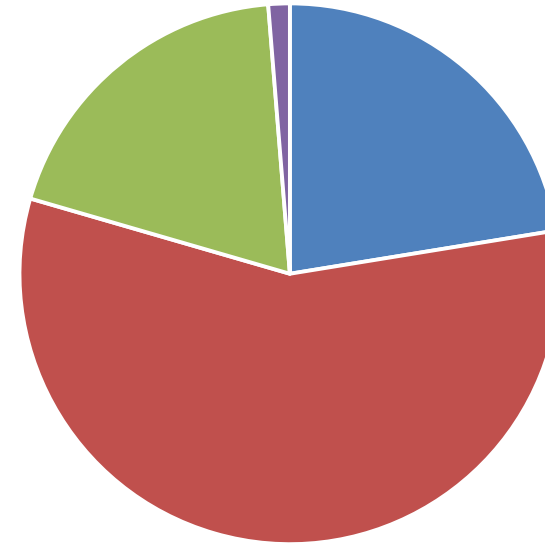
Youth



■ All of the Time ■ Most of the Time ■ Some of the Time ■ Never

Youth	Total	Total
Row Labels		
all of the time	30	46.15%
most of the time	19	29.23%
some of the time	13	20.00%
never	3	4.62%
Grand Total	65	100.00%

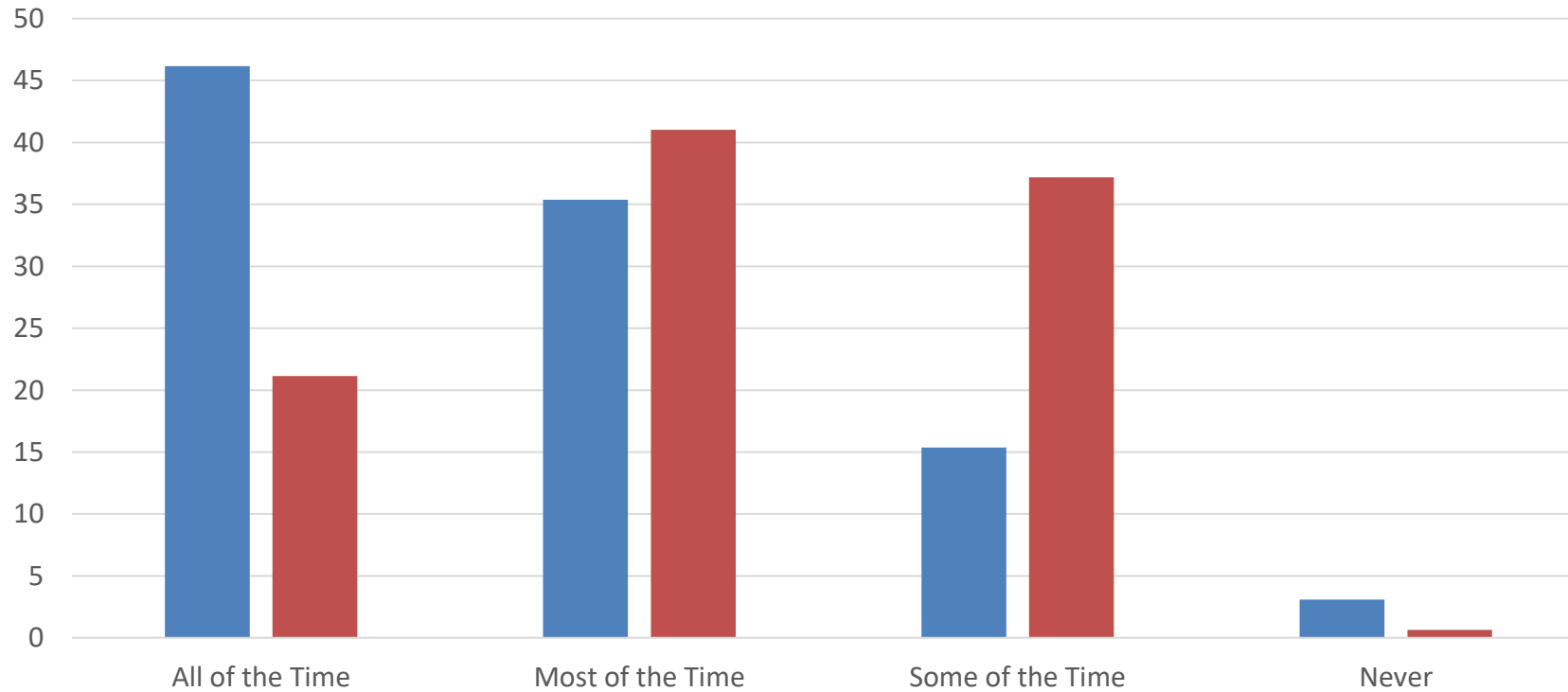
Adults



■ All of the Time ■ Most of the Time ■ Some of the Time ■ Never

Adults	Total	Total
Row Labels		
all of the time	35	22.44%
most of the time	89	57.05%
some of the time	30	19.23%
never	2	1.28%
Grand Total	156	100

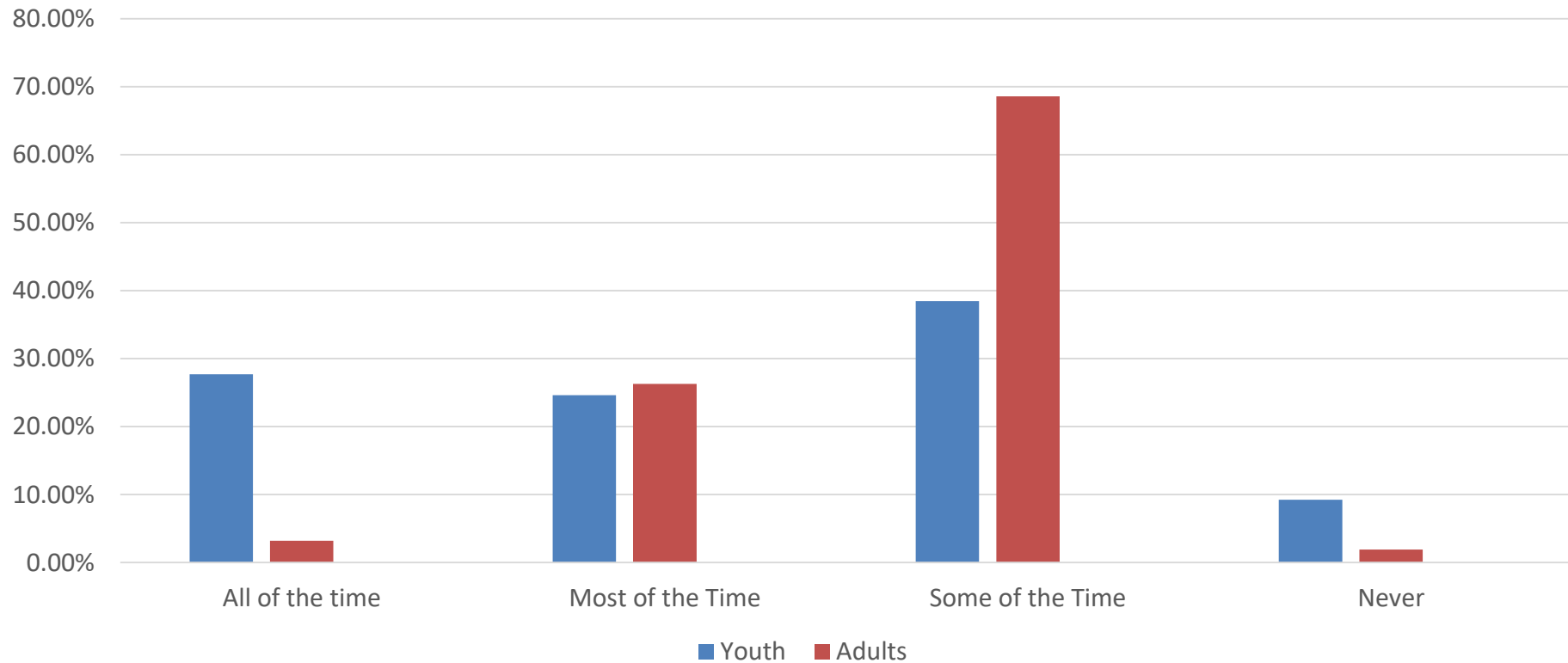
Q: Adults in my community make me take responsibility for my actions.



Youth	Total	Total
Row Labels		
all of the time	30	46.15%
most of the time	23	35.38%
some of the time	10	15.38%
never	2	3.08%
Grand Total	65	100.00%

Adults	Total	Total
Row Labels		
all of the time	33	21.15%
most of the time	64	41.03%
some of the time	58	37.18%
never	1	0.64%
Grand Total	156	100%

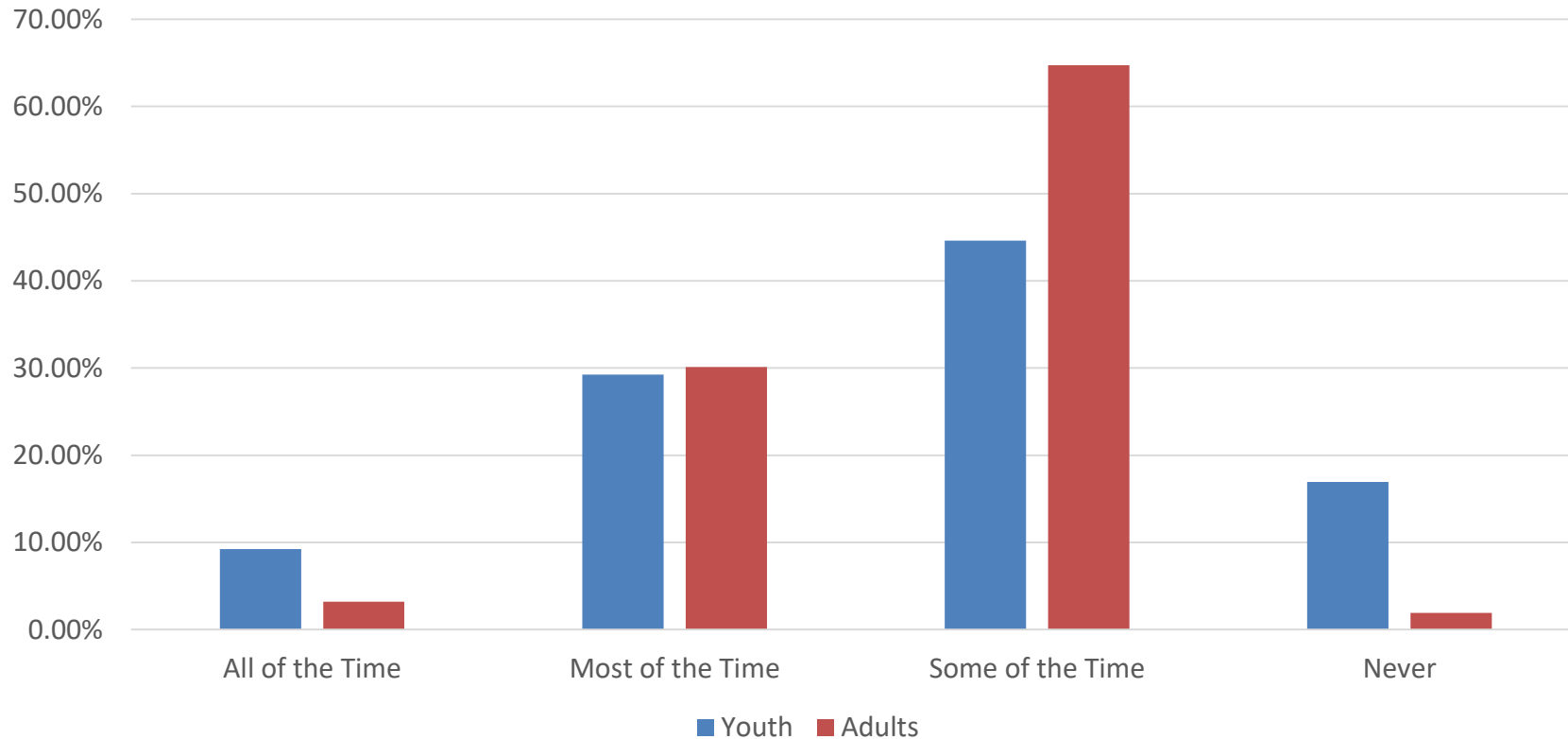
Q: Adults in my community help me learn from my mistakes.



Youth	Total	Total
Row Labels		
all of the time	18	27.69%
most of the time	16	24.62%
some of the time	25	38.46%
never	6	9.23%
Grand Total	65	100.00%

Adults	Total Count	Total Count
Row Labels		
all of the time	5	3.21%
most of the time	41	26.28%
some of the time	107	68.59%
never	3	1.92%
Grand Total	156	100

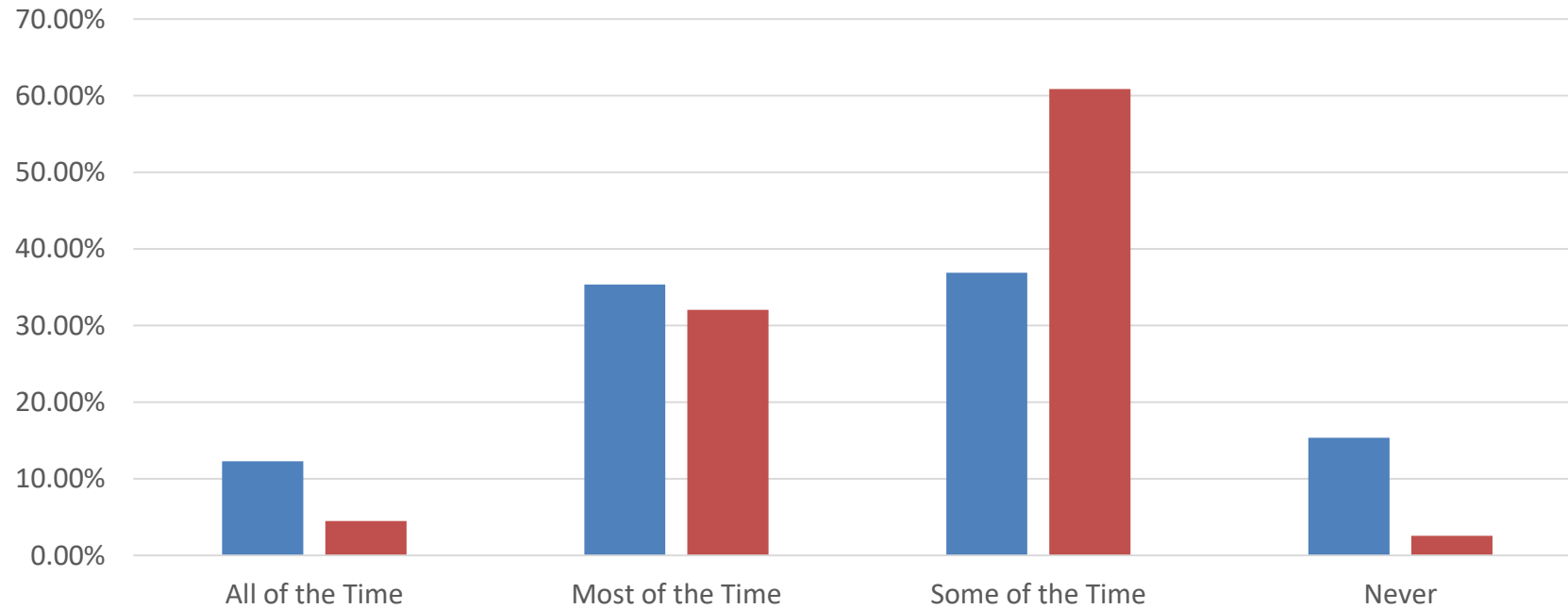
Q: Adults in my community build up my confidence.



Youth	Total	Total
Row Labels		
all of the time	6	9.23%
most of the time	19	29.23%
some of the time	29	44.62%
never	11	16.92%
Grand Total	65	100.00%

Adults	Total	Total
Row Labels		
all of the time	5	3.21%
most of the time	47	30.13%
some of the time	101	64.74%
never	3	1.92%
Grand Total	156	100

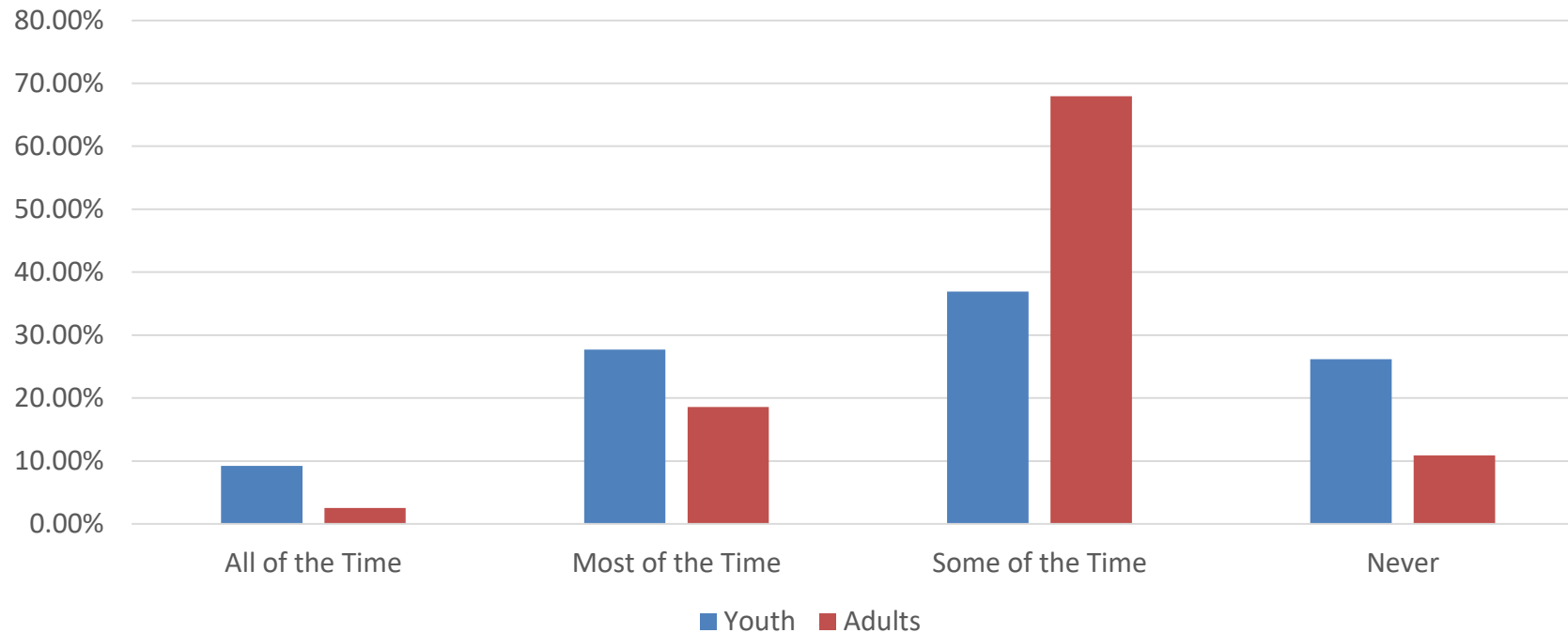
Q: Adults in my community stand up for me when I need them to.



Youth	Total	Total
Row Labels		
all of the time	8	12.31%
most of the time	23	35.38%
some of the time	24	36.92%
never	10	15.38%
Grand Total	65	100.00%

Adults	Total	Total
Row Labels		
all of the time	7	4.49%
most of the time	50	32.05%
some of the time	95	60.90%
never	4	2.56%
Grand Total	156	100

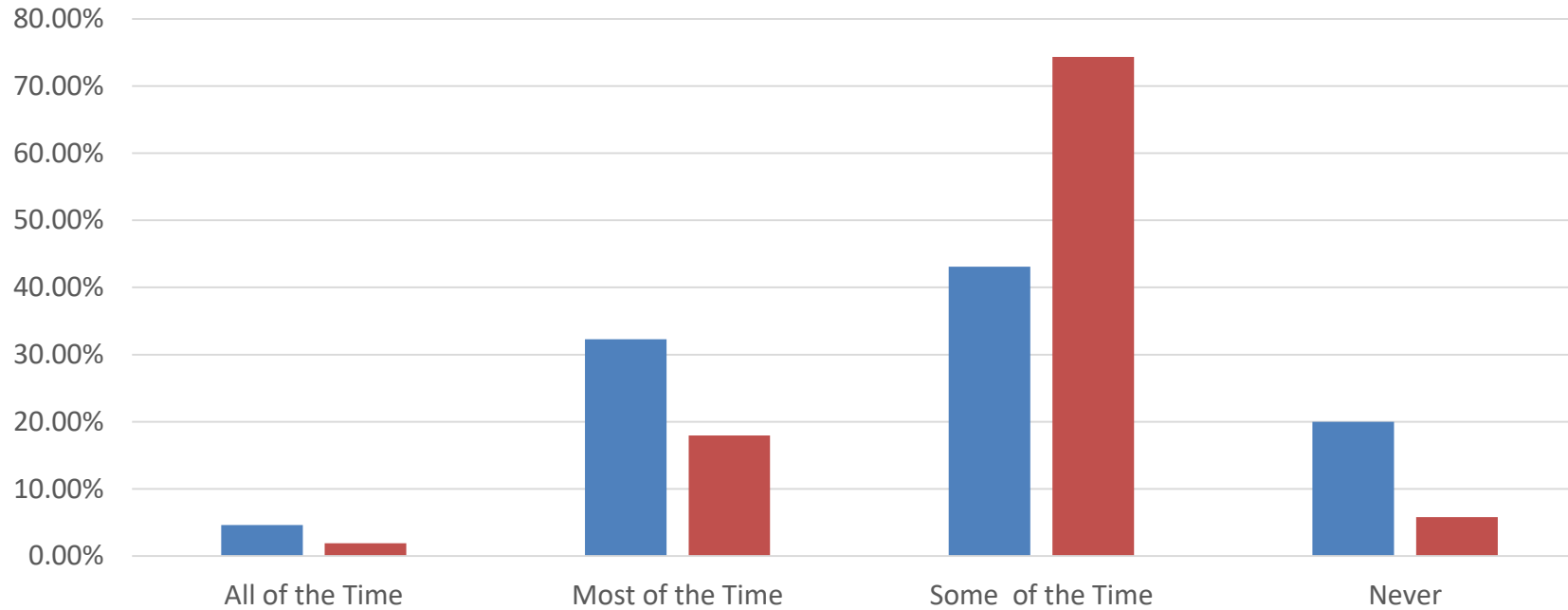
Q: Adults in my community involve me in decisions that affect me.



Youth	Total	Total
Row Labels		
all of the time	6	9.23%
most of the time	18	27.69%
some of the time	24	36.92%
never	17	26.15%
Grand Total	65	100.00%

Adults	Total	Total
Row Labels		
all of the time	4	2.56%
most of the time	29	18.59%
some of the time	106	67.95%
never	17	10.90%
Grand Total	156	100

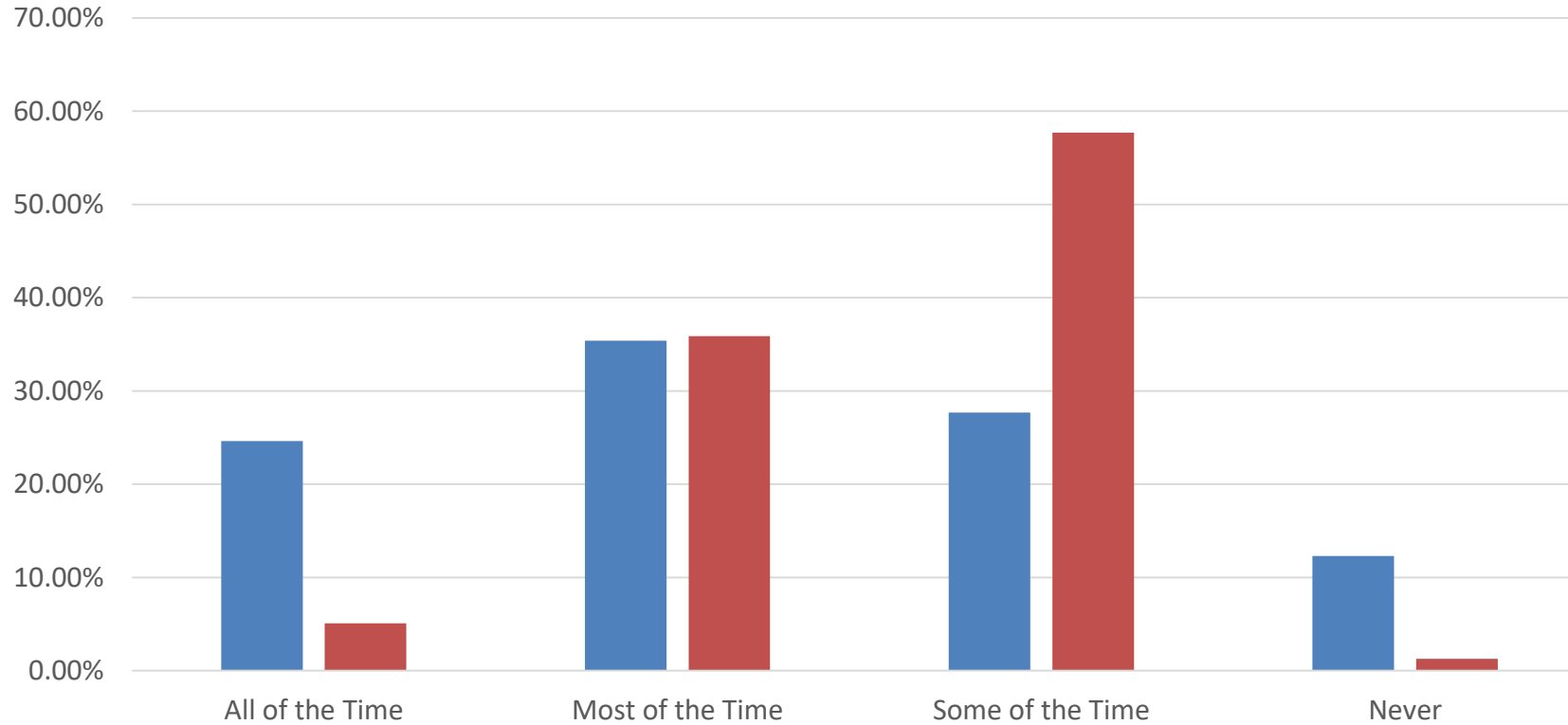
Q: Adults in my community give me a chance to take the lead sometimes.



Youth	Total	Total
Row Labels		
all of the time	3	4.62%
most of the time	21	32.31%
some of the time	28	43.08%
never	13	20.00%
Grand Total	65	100.00%

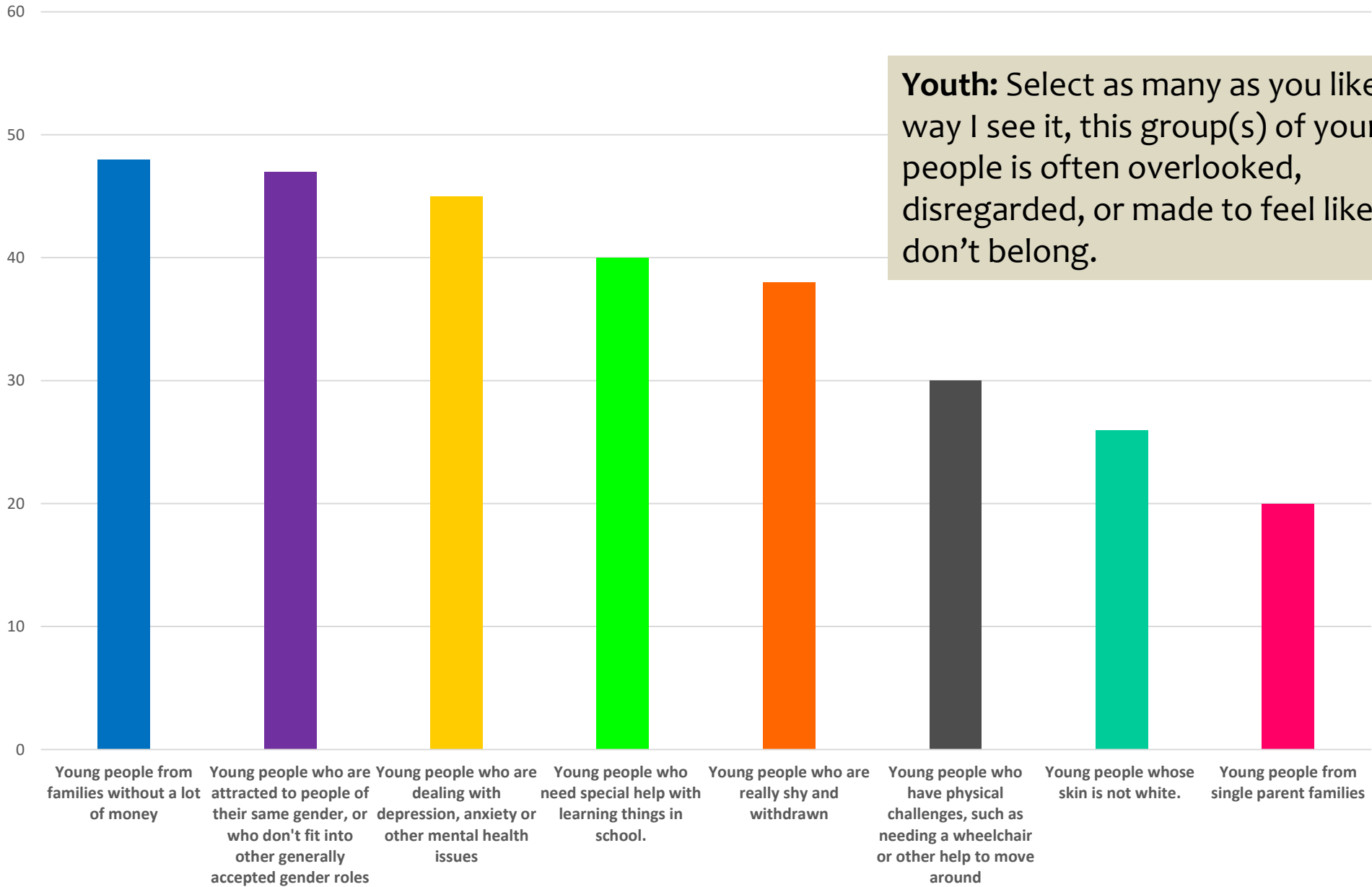
Adults	Total	Total
Row Labels		
all of the time	3	1.92%
most of the time	28	17.95%
some of the time	116	74.36%
never	9	5.77%
Grand Total	156	100

Q: Adults in my community inspire me to be optimistic about my future.

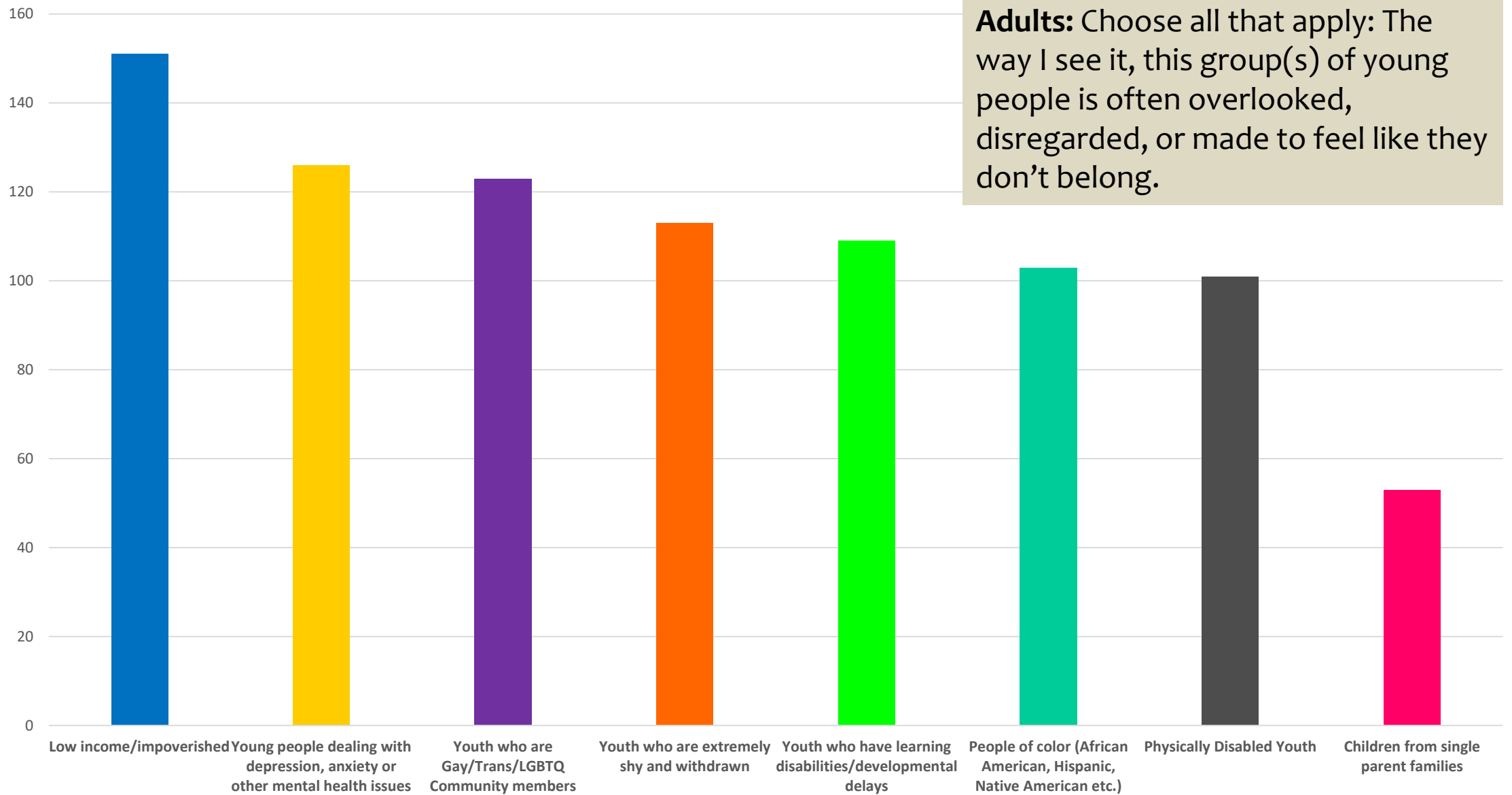


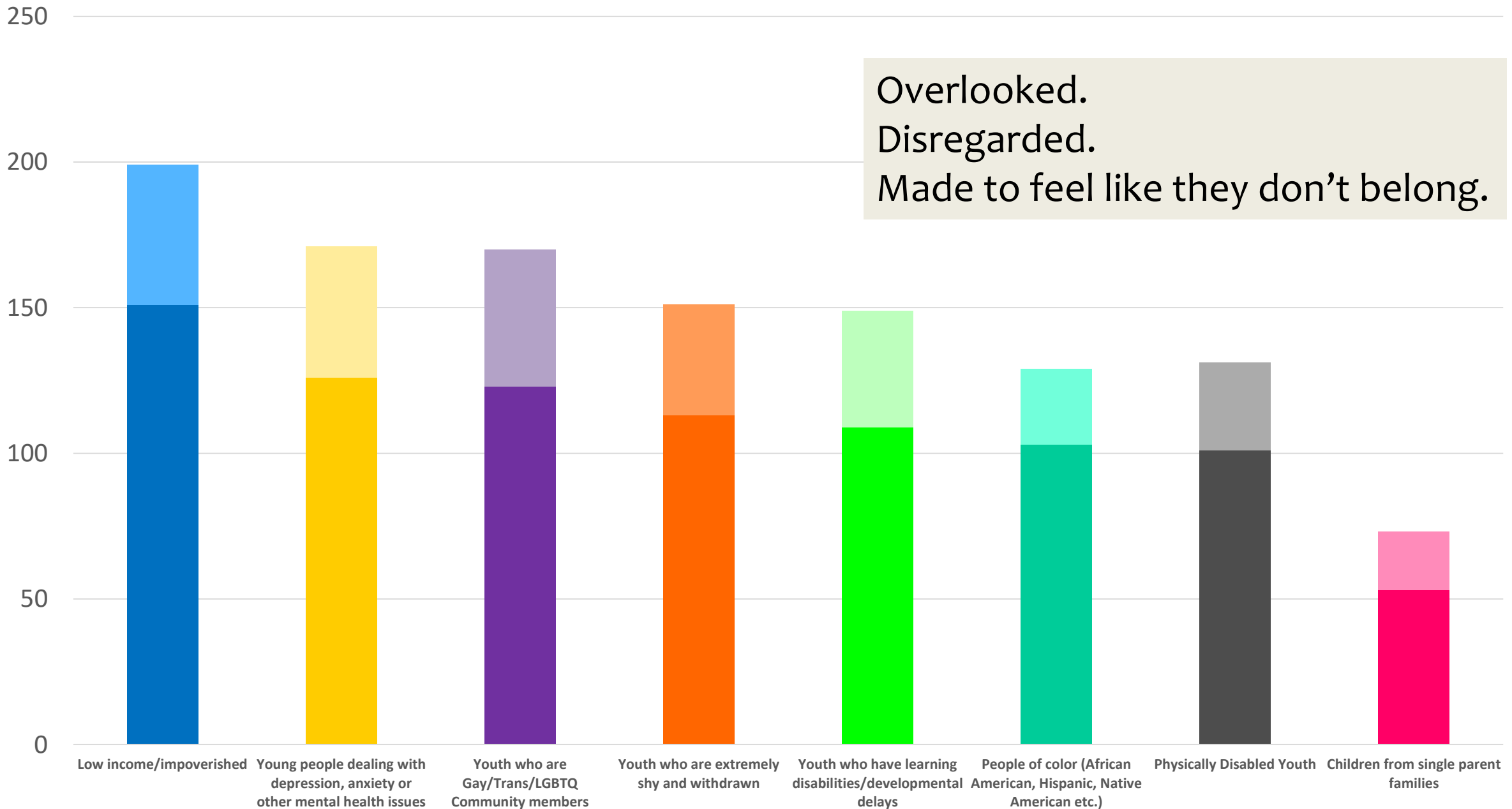
Youth	Total	Total
Row Labels		
all of the time	16	24.62%
most of the time	23	35.38%
some of the time	18	27.69%
never	8	12.31%
Grand Total	65	100.00%

Adults	Total Count	Total Count
Row Labels		
all of the time	8	5.1%
most of the time	56	35.89%
some of the time	90	57.69%
never	2	1.28%
Grand Total	156	100%



Youth: Select as many as you like: The way I see it, this group(s) of young people is often overlooked, disregarded, or made to feel like they don't belong.





Overlooked.
Disregarded.
Made to feel like they don't belong.